



International Oil Pollution
Compensation Funds

| | | |
|--------------------------------------|------------------|---|
| Agenda Item 1 | IOPC/MAR22/1/4 | |
| Date | 10 February 2022 | |
| Original | English | |
| 1992 Fund Assembly | 92AES26 | ● |
| 1992 Fund Executive Committee | 92EC78 | ● |
| Supplementary Fund Assembly | SAES10 | ● |

PRACTICAL GUIDANCE AND INFORMATION ON THE MARCH 2022 REMOTE SESSIONS OF THE GOVERNING BODIES

Note by the Secretariat

| | |
|----------------------------|--------------------------------------------------------------------------------------------------------------------------------------------------------------------------------------------------------------------------------------------------------------------------------------------|
| Summary: | The March 2022 sessions of the governing bodies will be convened remotely. This document contains practical guidance and information on the remote sessions and virtual meeting, which will be held via the e-conferencing platform KUDO. A KUDO user guide is also attached at the Annex. |
| Action to be taken: | <u>1992 Fund Assembly, 1992 Fund Executive Committee and Supplementary Fund Assembly</u> Information to be noted. |

1 Introduction

- 1.1 The March 2022 sessions of the governing bodies will be held remotely via the e-conferencing platform KUDO in line with recent practice adopted in light of the COVID-19 pandemic. However, unlike the November 2021 meeting, since the audio-visual facilities of the IMO main hall and committee rooms are currently undergoing refurbishment, delegates will not be able to follow the remote meeting from the IMO building on this occasion (IMO circular letter No.4220/Add.11).
- 1.2 In order to ensure full participation by all delegations, normal established practices for the conduct of business will be maintained as far as possible. Information on the conduct of business and details on the technical and procedural preparations needed before the virtual meeting are contained in this document. A short KUDO guide on how to join KUDO sessions is attached at the Annex.
- 1.3 The purpose of this document is not to set a precedent for the methods of work of the IOPC Funds but to simply facilitate remote sessions.

2 Preparations in advance of the virtual meeting

2.1 Credentials and registration

- 2.1.1 The registration of delegates for remote sessions will be the same as for physical sessions, that is, by completing the online meeting registration form in the Document Services section of the website: documentservices.iopcfunds.org/meeting-registration.
- 2.1.2 For practical reasons, delegations are requested to submit credentials via the online registration system or by email and that all delegations register for the meeting as early as possible and no later than **Friday, 11 March 2022**. Delegates who have registered and submitted credentials (if required) in advance will be sent a link and joining instructions to the virtual meeting. The Secretariat will do all

it can to facilitate participation of delegations who register and submit credentials up to the opening day of the sessions, however, late submissions may lead to delays in providing the link to access the KUDO platform in time for the opening of the sessions.

2.2 KUDO connectivity testing session or 'onboarding session'

For any delegates that wish to test their connectivity through the KUDO platform in advance of the virtual meeting, the Secretariat will be holding an onboarding session on **Monday, 28 March 2022**. All those registered to participate in the sessions by the recommended date for online registration (i.e. Friday, 11 March 2022) will be sent an invitation to this session by email.

2.3 Technical requirements for KUDO

To ensure a good experience when using KUDO, there are a few technical requirements, including stable internet connectivity, the use of a headset, webcam, and specific web browsers. Please refer to the Annex, page 1, for details on these requirements. Should delegates prefer joining the meeting via their smartphone, a KUDO application is available to download (see Annex, page 3). The following six-minute introductory video also provides some information on the technical requirements required to join a KUDO meeting successfully: https://youtu.be/c-b_cvhQrfE

3 Conduct of business during the virtual meeting

3.1 Joining the meeting and display name

3.1.1 All those who have registered and submitted credentials (if required) by the recommended date for online registration will be issued joining instructions for the virtual meeting on Friday, 25 March 2022. Joining instructions will include meeting links, meeting IDs and PIN codes which will enable participants to connect to the meeting either via a computer or via the KUDO smartphone application. Participants are kindly requested not to forward this meeting invitation (the joining link and PIN code) to any other user.

3.1.2 When joining the meeting, delegates will be prompted to complete a form by entering their email address and a display name (Annex, page 2, figure 1). To assist the Secretariat in easily identifying each delegate and monitoring attendance, please ensure that the following display name format for your delegation is adhered to:

DELEGATION (*in capital letters*) [**First name**] [**Surname**], for example, **PANGEA Sinjoro Ajnulo**

3.1.3 For further instructions on how to join a meeting in KUDO, please refer to the user guide at the Annex.

3.2 Schedule and connectivity testing

As delegates are expected to join the remote sessions from across the world, the timing of the sessions must suit the majority of time zones and run for a limited duration. The sessions will, therefore, commence promptly at 11.00 am (UTC+1)^{<1>} each day and be a maximum of three hours with a 15-minute break, approximately halfway through. Before the sessions commence each day, there will be one hour of connectivity testing starting at 10.00 am (UTC+1) for delegates to test their internet connection and audio/video quality.

<1>

Please note that the United Kingdom's daylight saving time starts on Sunday, 27 March 2022, whereby the clocks are set one hour ahead to British Summer Time (BST). BST is equivalent to (GMT+1) or (UTC+1).

3.3 Agenda

Due to the limited duration of the meeting and to ensure that substantive items are covered, urgent agenda items should be prioritised. As provided under Rule 44/40^{<2>} of the Rules of Procedure of the 1992 Fund Assembly, the Assembly may, on the proposal of the Chair, limit the time to be allowed to each speaker on any particular subject under discussion.

3.4 Interpretation

3.4.1 The meeting will be held with simultaneous interpretation in the three official languages of IOPC Funds: English, French and Spanish. Delegates can select their preferred language by clicking on the 'Language Selector' dropdown menu, located on the bottom left corner of the KUDO screen (Annex, page 2, figure 2, icon 1).

3.4.2 Delegations are kindly reminded to use a headset and to speak slowly and clearly when making interventions to facilitate the work of the interpreters. If the audio quality deteriorates to the point that the interpreters find the signal inaudible, interpretation may have to be momentarily interrupted.

3.5 Decision-making process

3.5.1 The established practice of the IOPC Funds governing bodies is that decisions on the election of the Chairs, reports, resolutions and recommendations are adopted by consensus among the Members present at a meeting.

3.5.2 In the spirit of retaining the established practice of in-person meetings, the governing bodies have previously decided to continue to adopt decisions by consensus during the remote meetings and that if the need for a vote should arise, an alternative voting procedure would need to be adopted^{<3>}.

3.5.3 The governing bodies may wish to continue to adopt decisions by consensus during remote sessions as proposed for consideration in document IOPC/MAR22/1/3.

3.6 Statements and interventions

3.6.1 Should a delegation wish to make a statement or intervention, they must click on the blue 'Request to Speak' button at the bottom right corner of the KUDO screen (Annex, page 2, figure 2, icon 2). The Chair will then give the delegation the floor by calling the name of the delegation, and the delegation will then be able to activate their camera and microphone by clicking on the red buttons (Annex, page 2, figure 2, icon 3). First-time users of KUDO may need to click 'allow' when prompted by their web browser to enable the use of their microphone and webcam (Annex, page 2, figure 2, icon 4). As soon as the delegation has finished their intervention, they must click the blue 'Done speaking' button, which is on the bottom right corner of the KUDO screen (in place of the 'Request to Speak' button), in order to leave the screen.

3.6.2 Statements or interventions made in a virtual meeting are considered part of the meeting's official record. Should a delegation wish their entire statement to be inserted in the Record of Decisions, they should say so at the moment they make their statement and email the Secretariat a copy of the statement immediately after it is made to conference@iopcfunds.org. Otherwise, as per established

<2> The equivalent rules are provided in Rule 44 of the Rules of Procedure of the Supplementary Fund Assembly and Rule 40 of the Rules of Procedure of the 1992 Fund Executive Committee.

<3> The process was adopted for each remote meeting held in December 2020, March 2021, July 2021 and November 2021 (see documents IOPC/NOV20/11/2, IOPC/MAR21/9/2, IOPC/JUL21/9/2, IOPC/NOV21/11/2).

practice, it will be understood that a summary reflecting the key points and sense of the intervention will be acceptable in the Record of Decisions of the sessions.

3.7 Messaging in KUDO

3.7.1 The KUDO interface has a messaging functionality located on the right-hand sidebar of the KUDO screen (Annex, page 2, figure 2). There are three categories of messaging:

- A chat with all participants that the Secretariat will monitor. This chat can be used for any general queries on connectivity and the conduct of business.
- A chat with the operators in case of any technical issues.
- A private chat that allows you to send messages to individual participants.

3.7.2 The messaging function will not be considered an official record of the meeting. Therefore, delegations that wish to express agreement or disagreement on the discussions should not use the chat function and should instead request to speak and make an intervention, as they would normally in a physical meeting.

3.8 Record of Decisions

3.8.1 Following established practice, the draft Record of Decisions will be presented for adoption by the governing bodies on the last day of the virtual meeting.

3.8.2 At each of their remote meetings, the governing bodies decided that sessions would remain open for an additional number of working days from the publication of the draft Record of Decisions for Member States to comment on that document by correspondence. After the conclusion of the correspondence period, the Secretariat, in consultation with the Chairs, would publish a document containing any comments received, with an accompanying explanation on how they have been addressed. The Secretariat would then circulate the final Record of Decisions, after the publication of this document⁴.

3.8.3 The governing bodies may wish to approve this process again for the March 2022 meeting as set out in document IOPC/MAR22/1/3.

3.9 Connectivity issues and contacting the Secretariat

3.9.1 Any technical issues experienced during the virtual meeting should be communicated via the KUDO chat function, which will be constantly monitored by Secretariat staff. Often issues with sound or video deterioration are solved by refreshing the browser window. Occasionally the video image might disappear as the system prioritises the audio and chat function if there is not a strong enough internet connection.

3.9.2 If a participant, however, loses complete connectivity and is no longer able to access the meeting, they should contact the Secretariat via email: conference@iopcfunds.org.

<4>

This process was adopted for each remote meeting held in December 2020, March 2021, July 2021 and November 2021 (see documents IOPC/NOV20/11/2, IOPC/MAR21/9/2, IOPC/JUL21/9/2, IOPC/NOV21/11/2).

4 Action to be taken

1992 Fund Assembly, 1992 Fund Executive Committee and Supplementary Fund Assembly

The 1992 Fund Assembly, 1992 Fund Executive Committee and the Supplementary Fund Assembly are invited to take note of the information contained in this document.

* * *

Before Joining | Preparing for a Meeting



We are excited to have you taking part of a meeting on KUDO. Please refer to the items below to help you prepare and make the most of the presentation.

.....

A Good Headset

- Ideally, a USB Headset.
(Professional-grade is highly recommended)
- Avoid using earbuds type unless you are following from your phone.
- Place the microphone close to your mouth but avoid breathing into it.

Internet Connectivity

- Use Google Chrome as your browser.
 - Use a wired connection.
(Preferred)
 - If wired connection is not available, use high-speed Wi-Fi instead.
(Ideally 20 and 5 Mbps, for download and upload respectively. 5Ghz / 802.11ac is highly recommended)
-

A Webcam

- An HD webcam is preferred to get a high quality video.
- Point the camera directly at yourself.
- When you seat in front of your computer, leave enough distance between you and the camera, so your face is entirely visible.

Professional Environment

- Choose a private and quiet room to speak from.
 - Make sure the lighting in the room is adequate.
 - Place yourself so that there is a blank or plain background.
-

Stay Updated

Make sure you have the latest version of the KUDO app and Google Chrome before joining a meeting. Click on the links bellow to download them:



Download Chrome

Download Extension

*Screen-sharing extension for Google Chrome



If you need help contact support@kudoway.com

From a computer

1

Welcome to your Upcoming Kudo Session

Session
Committee Quarterly Check-In
 ▶ Live
 Monday, June 10 2019
 18:04 - 21:04 UTC
 Show my timezone
 SESSION ID
221234567

The Session is running.

Email: *
 Your email address

Display Name: *
 Your display name

Join Session

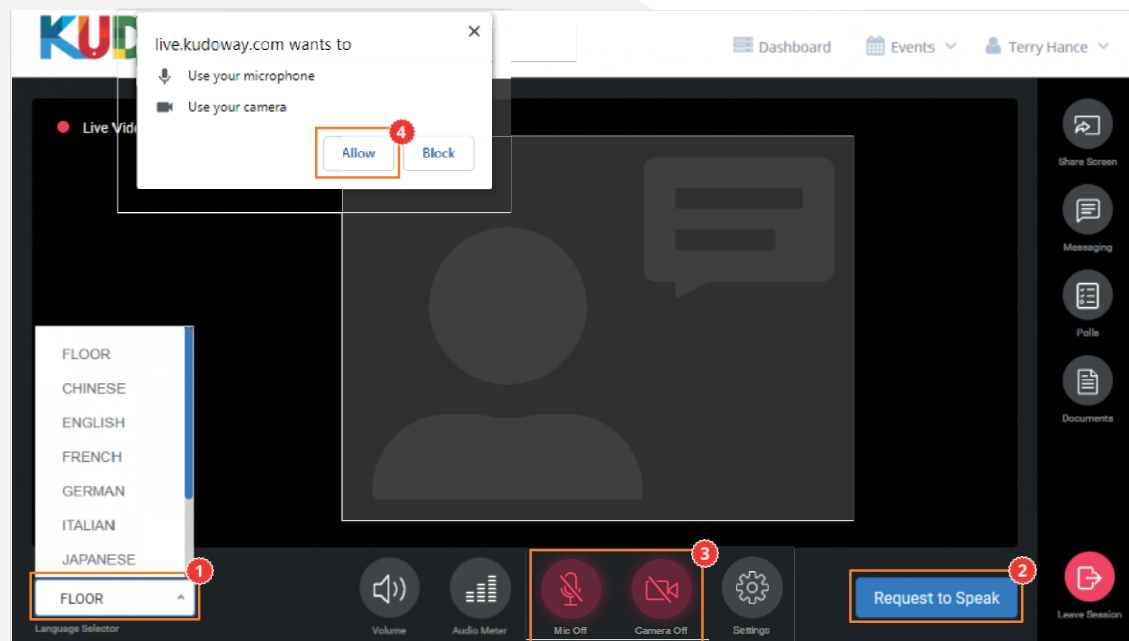
Wear a headset for the best experience.

More Details ▼

© KUDO, Inc., 2018. All rights reserved.

On **Google Chrome** go to the **provided link**.
 Fill out the form, click **Join Session**, and you're in!

2




Once you are in, click on Floor and choose your **preferred language** from the dropdown list.¹
 To speak, click on **Request to Speak**² (if required), and activate your Camera and Mic once cleared.³
 If this is your first time on KUDO, click **Allow** when prompted, to enable the use of your devices.⁴

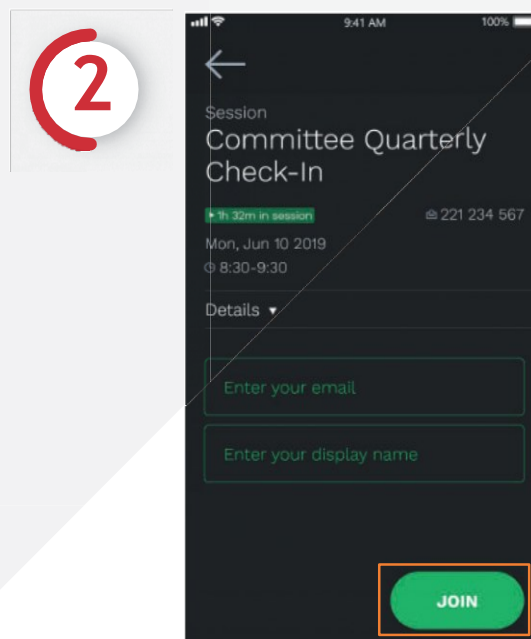
How to Join | AdHoc Meetings



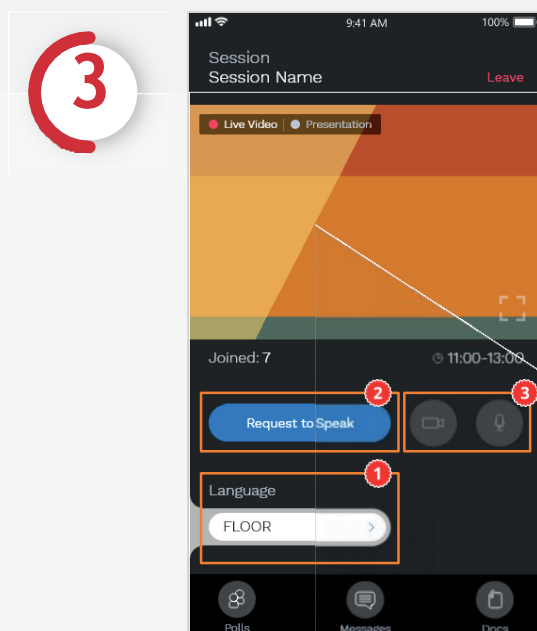
From a smartphone



On your smartphone go to the **provided link** and select **Open in Kudo App**.



Fill out the form, Select **Join** and you're in!



Once you are in, select **Floor** and choose your preferred language.¹ To speak, select **Request to Speak**² (if required), and activate your Camera and Mic³ once cleared.